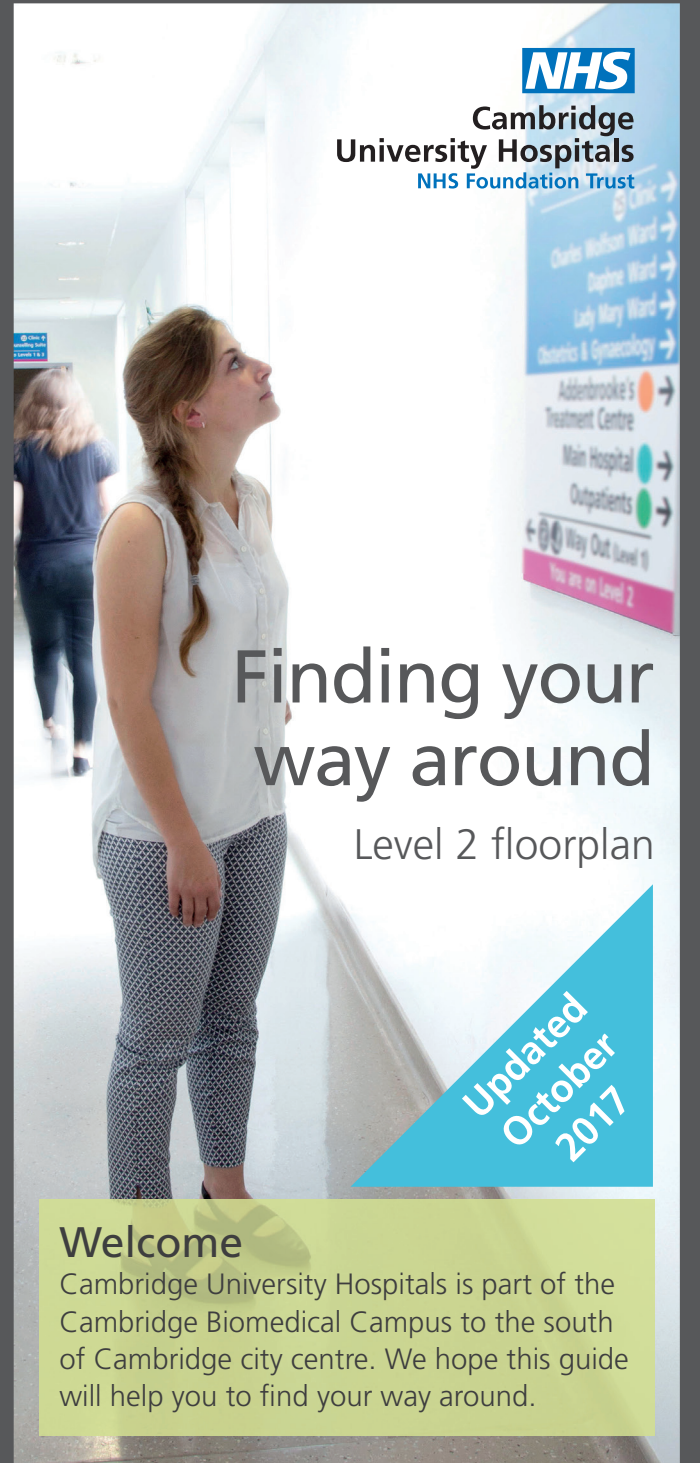
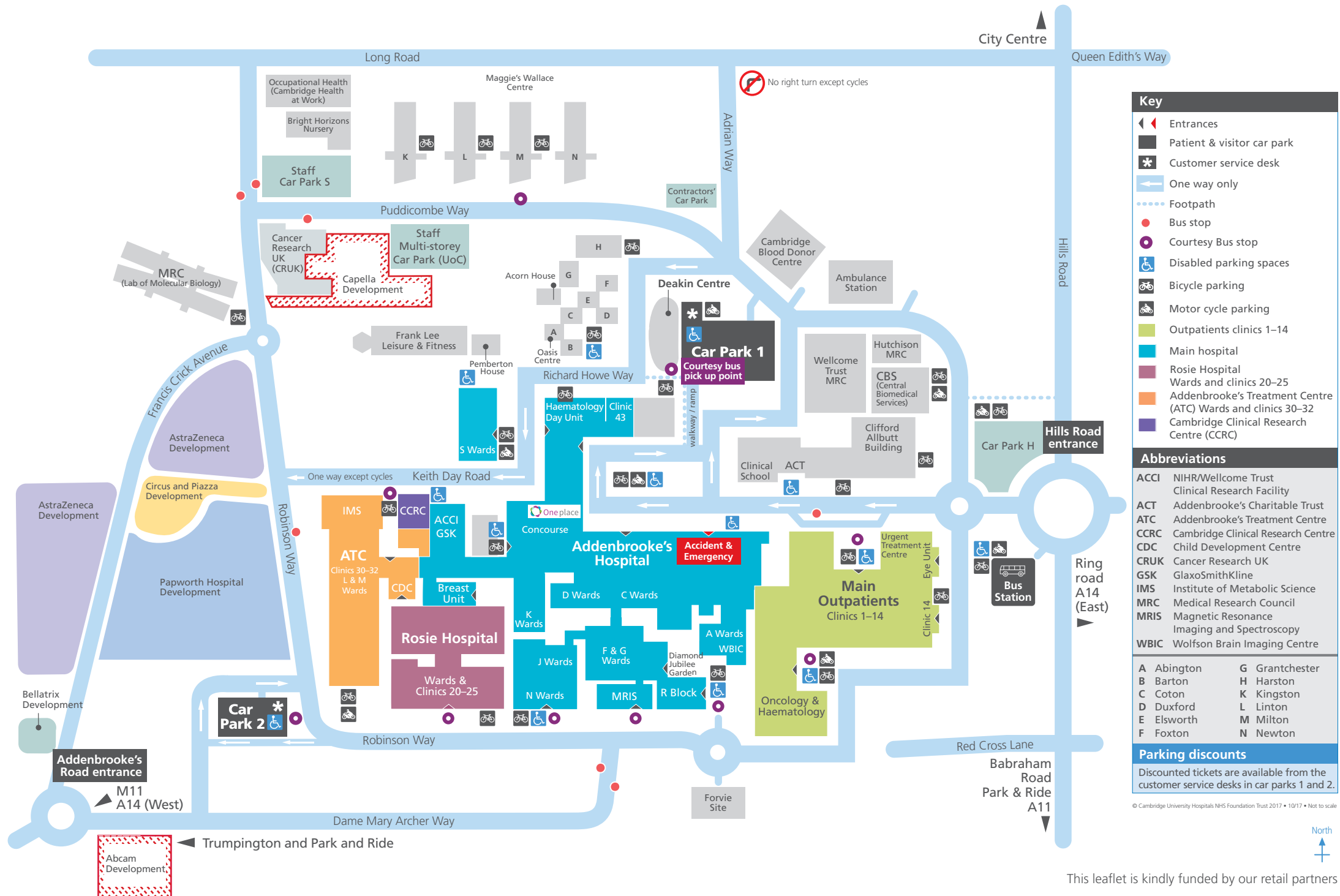


# Cambridge Biomedical Campus



**NHS**  
Cambridge University Hospitals  
NHS Foundation Trust

## Finding your way around

Level 2 floorplan

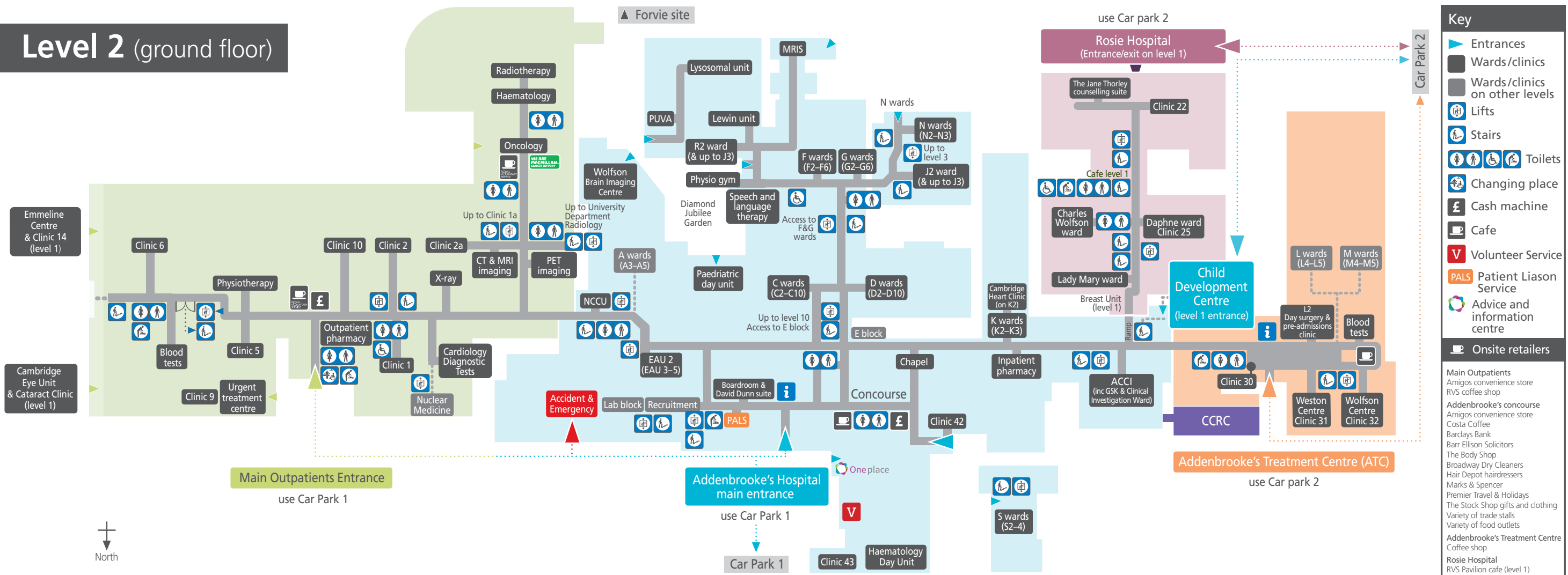
Updated October 2017

**Welcome**  
Cambridge University Hospitals is part of the Cambridge Biomedical Campus to the south of Cambridge city centre. We hope this guide will help you to find your way around.

This leaflet is kindly funded by our retail partners

Addenbrooke's Hospital | Rosie Hospital

# Level 2 (ground floor)



- ### Key
- Entrances
  - Wards/clinics
  - Wards/clinics on other levels
  - Lifts
  - Stairs
  - Toilets
  - Changing place
  - Cash machine
  - Cafe
  - Volunteer Service
  - PALS Patient Liason Service
  - Advice and information centre
  - Onsite retailers
- Main Outpatients**  
 Amigos convenience store  
 RVS coffee shop
- Addenbrooke's concourse**  
 Amigos convenience store  
 Costa Coffee  
 Barclays Bank  
 Barr Ellison Solicitors  
 The Body Shop  
 Broadway Dry Cleaners  
 Hair Depot hairdressers  
 Marks & Spencer  
 Premier Travel & Holidays  
 The Stock Shop gifts and clothing  
 Variety of trade stalls  
 Variety of food outlets
- Addenbrooke's Treatment Centre**  
 Coffee shop  
 Rosie Hospital  
 RVS Pavilion cafe (level 1)

### Main Outpatients (clinics located on all levels)

Level 1	Level 2	Level 3	Level 4	Level 5
<ul style="list-style-type: none"> <li>Cambridge Eye Unit</li> <li>Cataract Clinic</li> <li>Clinic 14</li> <li>Emmeline Centre</li> </ul>	<ul style="list-style-type: none"> <li>Clinic 5</li> <li>Clinic 6</li> <li>Clinic 9</li> <li>Clinic 10</li> <li>CT and MRI</li> <li>Haematology</li> <li>Oncology</li> <li>Outpatient pharmacy</li> <li>PET unit</li> <li>Physiotherapy</li> <li>Radiotherapy</li> <li>X-ray</li> </ul>	<ul style="list-style-type: none"> <li>Cleft lip and palate</li> <li>Clinic 3</li> <li>Clinic 4</li> <li>Clinic 4a</li> <li>Clinic 7</li> <li>Clinic 8</li> <li>Clinic 12</li> <li>Clinical neurophysiology</li> <li>Dept of nuclear medicine</li> <li>DEXA imaging</li> <li>Medical photography</li> </ul>	<ul style="list-style-type: none"> <li>Clinic 1a</li> <li>Immunology</li> <li>Haematology</li> </ul>	<ul style="list-style-type: none"> <li>University Department Radiology</li> <li>Pain clinic</li> <li>Radiology day unit</li> <li>Speech therapy</li> <li>Ultrasound</li> </ul>

### Addenbrooke's Hospital

<ul style="list-style-type: none"> <li>ACCI (inc GSK)</li> <li>Wards A3–A5</li> <li>Cambridge Heart Clinic (K2)</li> <li>Clinical Investigation ward</li> <li>Emergency Department &amp; Clinical decision unit</li> <li>Wards C2–C10</li> <li>Wards D2–D10</li> <li>EAU 2–EAU 5</li> <li>Lysosomal unit</li> <li>PUVA</li> <li>Units E4–E10</li> </ul>	<ul style="list-style-type: none"> <li>Wards F2–F6</li> <li>Wards G2–G6</li> <li>Wards J2 &amp; J3</li> <li>Wards K2–K3</li> <li>Wards N2–N3</li> <li>Wards R2–R3 &amp; Lewin unit</li> <li>Wards S3</li> </ul>
---	---

Ward numbers denote the floor level on which they are located

### Rosie Hospital (maternity & women's services)

Level 1	Level 2	Level 3
<ul style="list-style-type: none"> <li>Cambridge Breast Unit</li> <li>Chestnut House</li> <li>Clinic 21 and 24</li> <li>MRI</li> <li>Reception</li> <li>Rosie Birth Centre</li> <li>Rosie Ultrasound Dept</li> <li>The Evelyn: Perinatal Imaging Centre</li> </ul>	<ul style="list-style-type: none"> <li>Charles Wolfson ward</li> <li>Clinic 22 and 25</li> <li>Daphne ward</li> <li>Lady Mary ward</li> <li>The Jane Thorley counselling suite</li> </ul>	<ul style="list-style-type: none"> <li>Clinic 23</li> <li>Delivery unit</li> <li>Neonatal unit</li> <li>Obstetric Close Observation Unit</li> <li>Obstetric Recovery</li> <li>Sara ward</li> </ul>

### Addenbrooke's Treatment Centre

Level 2	Level 3	Level 4	Level 5
<ul style="list-style-type: none"> <li>Blood tests</li> <li>Clinic 30</li> <li>Day Surgery &amp; pre-admissions clinic</li> <li>Reception</li> <li>Weston Centre</li> <li>Wolfson Centre</li> </ul>	<ul style="list-style-type: none"> <li>Clinic 33</li> <li>Endoscopy</li> <li>Haematology clinic</li> <li>Immunology clinic</li> <li>MRC epidemiology</li> <li>Plastic surgery unit</li> <li>Theatre admissions</li> </ul>	<ul style="list-style-type: none"> <li>X-ray</li> <li>L4 ward</li> <li>M4 ward</li> </ul>	<ul style="list-style-type: none"> <li>L5 ward</li> <li>M5 ward</li> <li>Vascular studies unit</li> </ul>

### CCRC (Cambridge Clinical Research Centre)

Level 2	Level 3	Level 4 and 6	Level 5
<ul style="list-style-type: none"> <li>Interventional Procedures Unit</li> </ul>	<ul style="list-style-type: none"> <li>Early Phase Unit</li> </ul>	<ul style="list-style-type: none"> <li>Wellcome–MRC IMS Translational Research Facility (TRF)</li> </ul>	<ul style="list-style-type: none"> <li>Clinical Research Facility</li> </ul>

For the most recent version please see [www.cuh.org.uk](http://www.cuh.org.uk). This leaflet is kindly funded by our retail partners. Correct at the time of going to press • L2 October 2017 • MS140592 • Not to scale